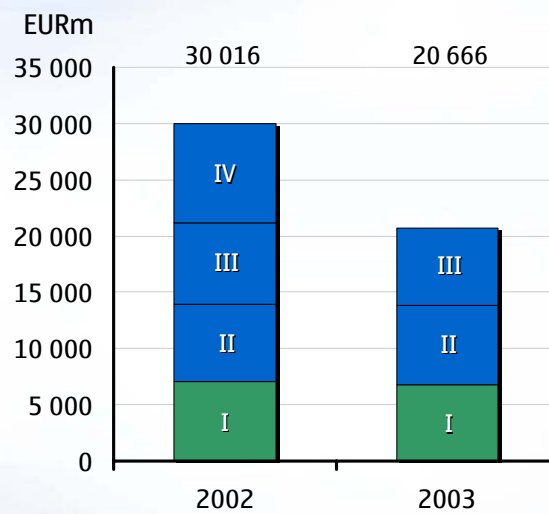


NOKIA

CONNECTING PEOPLE

Quarterly Net Sales

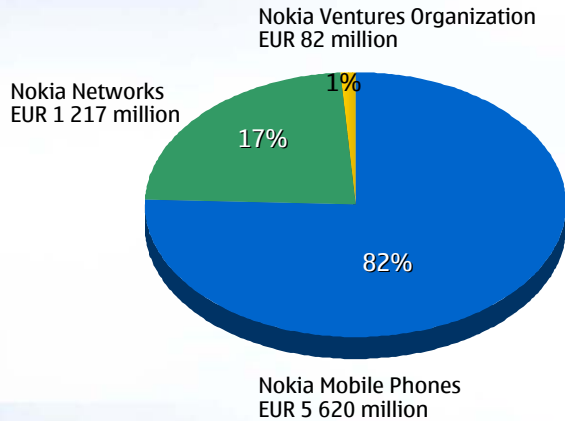
July - September 2003, EUR 6 874 million (USD 7 720 million)



1 EUR = 1.123 USD

Net Sales by Business Group

July - September 2003, EUR 6 874 million (USD 7 720 million)



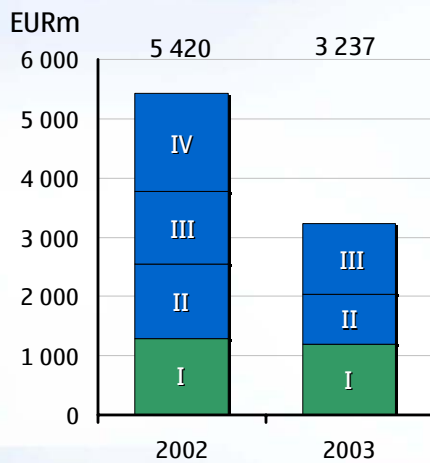
January - September 2003 Net sales by business group, EUR million

Nokia Mobile Phones	16 609
Nokia Networks	3 914
Nokia Ventures Organization	258
Inter-business eliminations	-115
Nokia	20 666

1 EUR = 1.123 USD

Operating Profit

July - September 2003, EUR 1 192 million (pro forma)



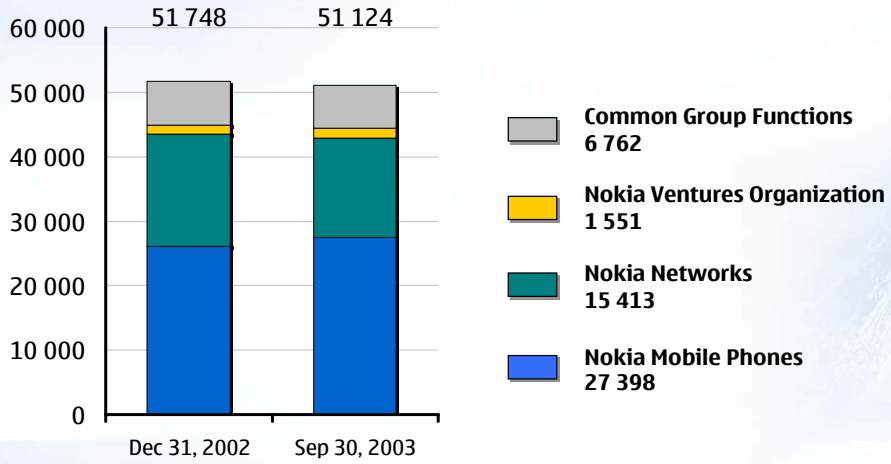
January - September 2003 Operating profit (pro forma) by business group, EUR million

Nokia Mobile Phones	3 844
Nokia Networks	-442
Nokia Ventures Organization	-123
Common Group Expenses*	-42
Nokia	3 237

* Nokia Head Office
Nokia Research Center

1 EUR = 1.123 USD

Number of Employees



Earnings Per Share, Diluted (pro forma)

