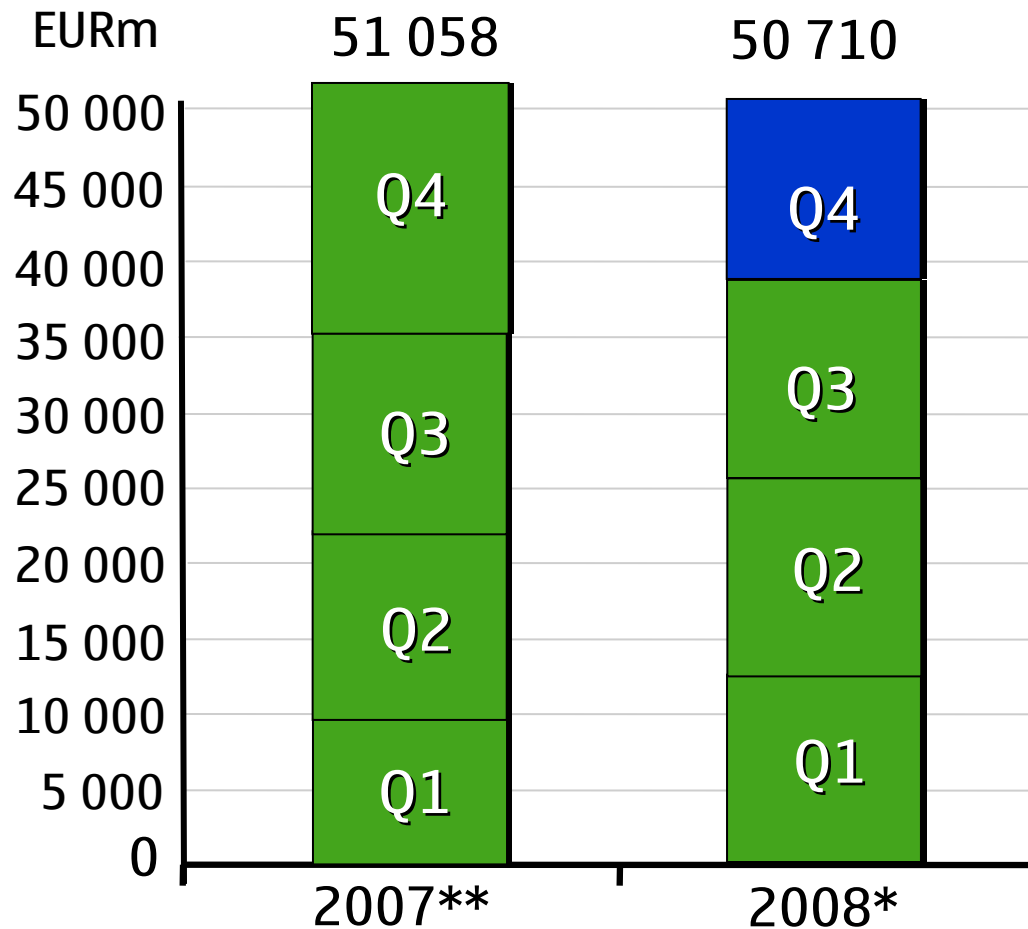


# Nokia in Q4 2008

# Nokia net sales - reported

Fourth-quarter 2008 net sales: EUR 12 662 million (EUR 15 717 million in Q4 2007)



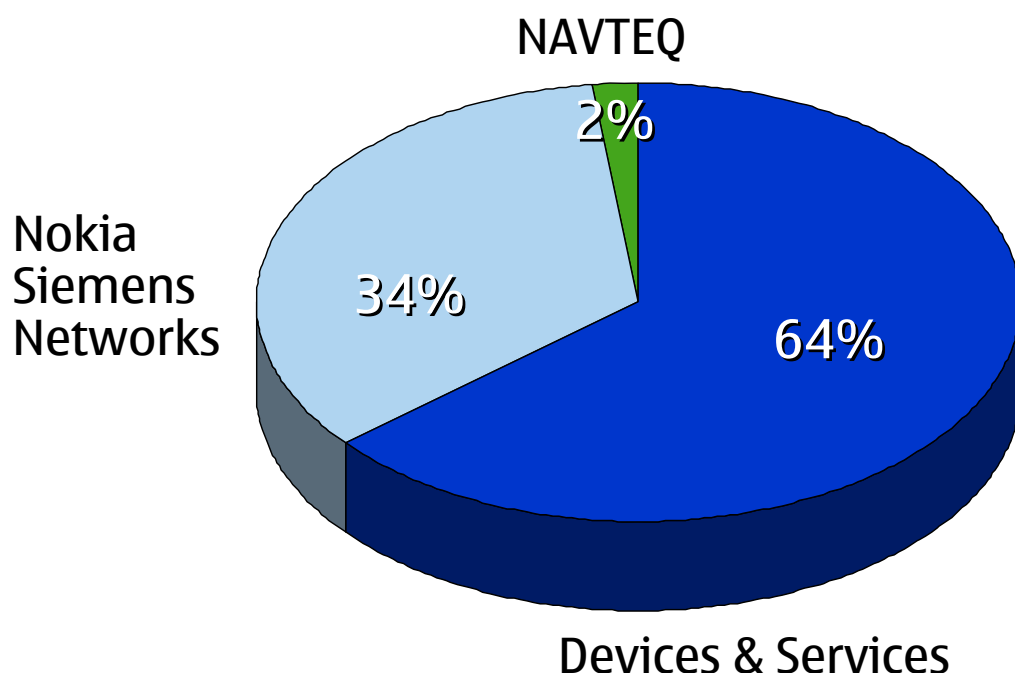
Full-year 2008 net sales  
EUR 50 710 million  
(EUR 51 058 million in 2007)

\*As of Q3 2008, Nokia results include those of NAVTEQ on a fully consolidated basis.

\*\*Q1/2007 results include those of Nokia's former Networks business group only.

# Net sales by reportable segment - reported

Fourth-quarter 2008 net sales: EUR 12 662 million (EUR 15 717 million in Q4 2007)



## Full-year net sales by reportable segment, EUR million

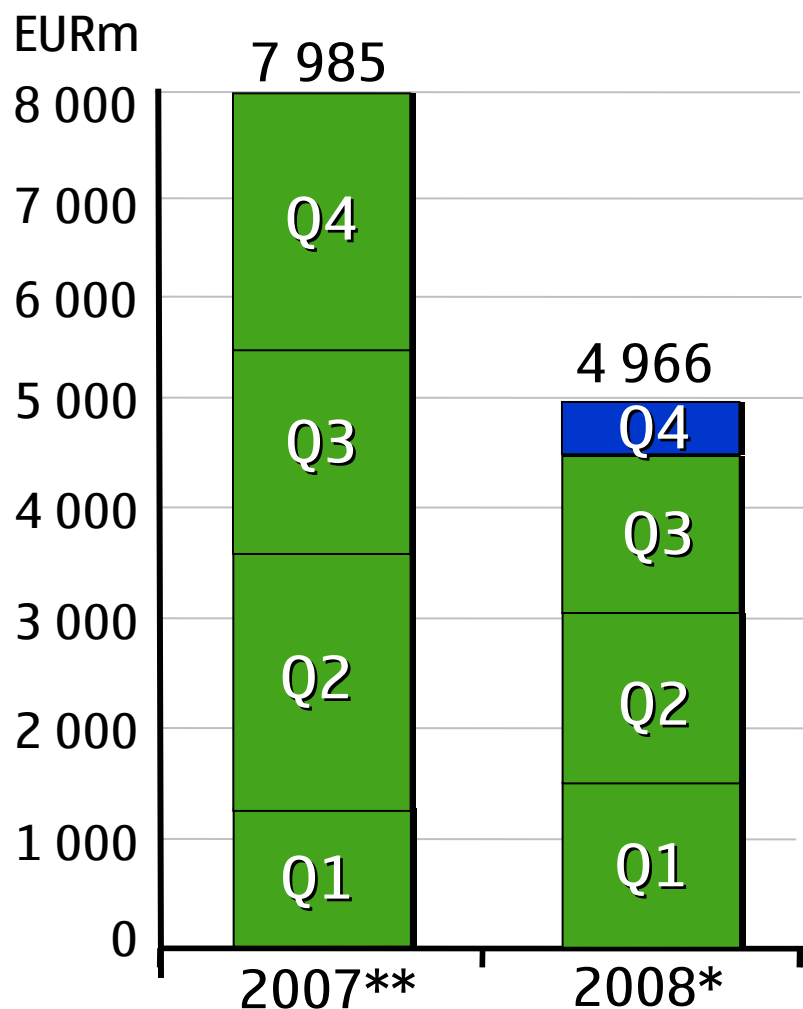
	<u>2008</u>	<u>2007</u>
Devices & Services	35 099	37 705
NAVTEQ	361	
Nokia Siemens Networks	15 309	13 393
Group Common Functions	-	41
Eliminations	-59	-81
<b>Nokia</b>	<b>50 710</b>	<b>51 058</b>

*As of Q3 2008, Nokia results include those of NAVTEQ on a fully consolidated basis.*

*Q1/2007 results include those of Nokia's former Networks business group only.*

# Nokia operating profit - reported

Fourth-quarter 2008 operating profit: EUR 492 million (EUR 2 492 million in Q4 2007)



## Fourth-quarter operating profit, EUR million

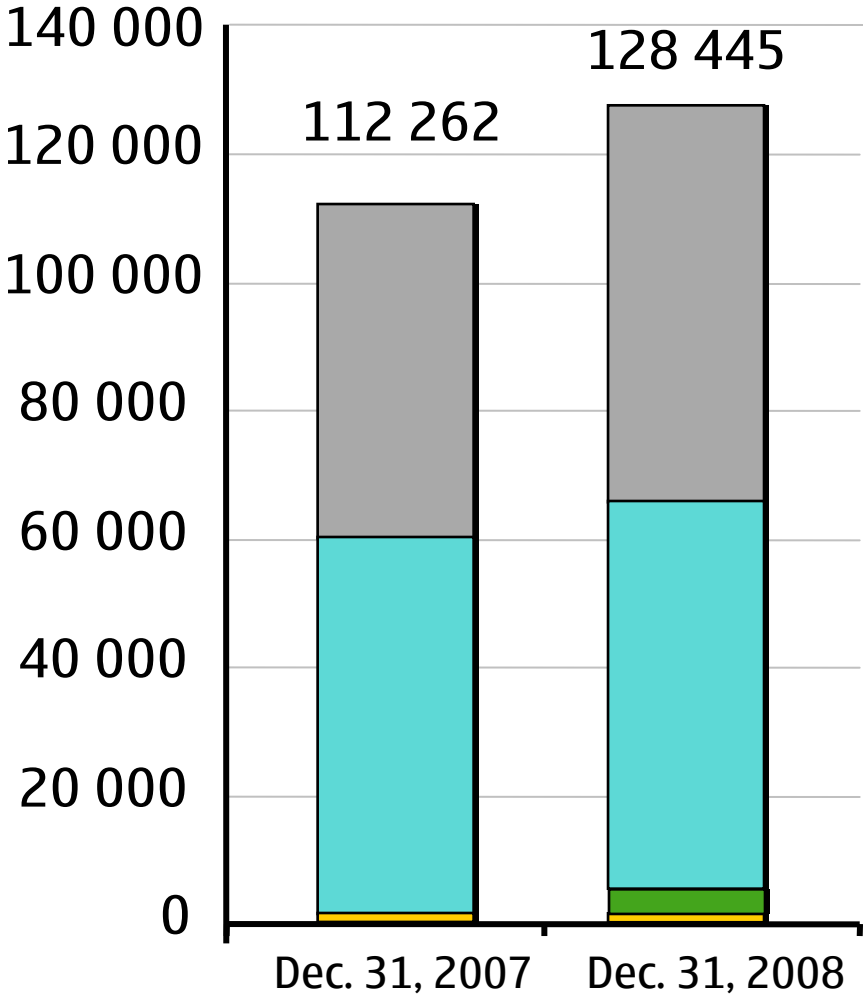
	<u>Q4 2008</u>	<u>Q4 2007</u>
Devices & Services	766	2 594
NAVTEQ	-73	
Nokia Siemens Networks	-179	0
Common Functions	-22	-102
<b>Nokia</b>	<b>492</b>	<b>2 492</b>

Q4 2008 non-IFRS operating profit  
EUR 1 239 million  
(EUR 2 634 in Q4 2007)

\*As of Q3 2008, Nokia results include those of NAVTEQ on a fully consolidated basis.

\*\*Q1/2007 results include those of Nokia's former Networks business group only.

# Number of Employees



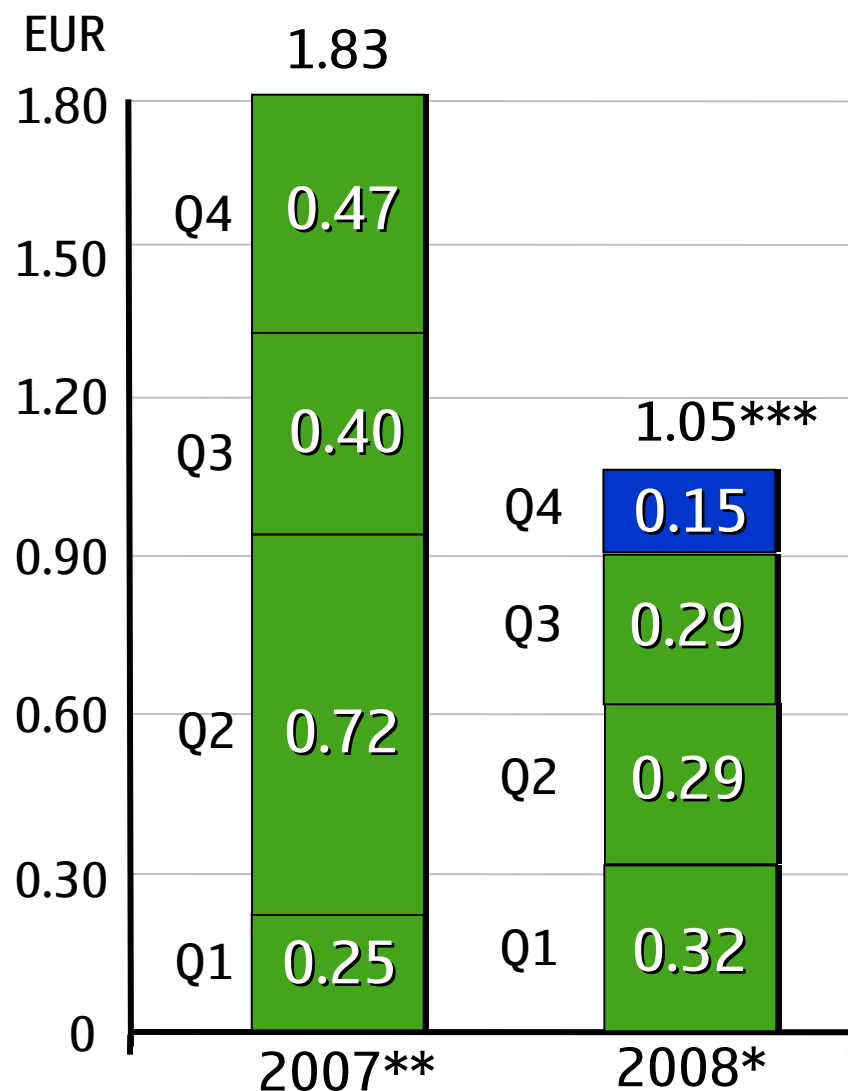
## December 31, 2008:

- Devices & Services**  
 61 130
- Nokia Siemens Networks**  
 60 295
- NAVTEQ**  
 6 665
- Group Common Functions**  
 355

\*As of Q3 2008, Nokia results include those of NAVTEQ on a fully consolidated basis.

\*\*Q1/2007 results include those of Nokia's former Networks business group only.

# Nokia earnings per share, diluted - reported



Earnings per share =  

$$\frac{\text{Net profit}}{\text{Average of adjusted number of shares (diluted)}}$$

## Special items:

\*\*\* 2008 net negative impact EUR 0.29 included (EUR 0.34 in 2007)

Q4 2008 non-IFRS diluted EPS EUR 0.26 (EUR 0.48 in Q4 2007)

\*As of Q3 2008, Nokia results include those of NAVTEQ on a fully consolidated basis.

\*\*Q1/2007 results include those of Nokia's former Networks business group only.